

11961C

S1

S2

C1 0.1 μ

+ ☐ CON1
- ☐ FOR 9V

☐ ☐ ☐ VR2
10K



R2
3.3K


C2 0.1 μ
R3
3.3K

☐ CON2
☐ FOR
RAMPWAVE

☐ CON3
☐ FOR
SINEWAVE

☐ CON4
☐ FOR
SQUAREWAVE

5V A0   Vin 2 12 11 13 8 10 9 4 5 6 7 3



VR1
10K

BOARD1 (FROM ARDUINO UNO BOARD PINS)

LCD1 16X2 LCD

R1
470E

1 2 3 4 5 6 7 8 9 10 11 12 13 14 15 16

